



SprayPal



SprayPal

SprayPal is a disposable paint cup system designed to maximize the productivity of painting. The system enables painters to save significant amounts of time in cleaning and reduces the amount of cleaning agents used. Paint can be mixed, sprayed and stored in the same kit. A range of adapters are available to fit most spray guns.



System



PART NUMBER	DESCRIPTION	PACKAGE QUANTITY
POL777130	Polimar SprayPal 700ml with 130 μ filter	50 Cups 50 Lids
POL777190	Polimar SprayPal 700ml with 190 μ filter	20 Caps

- Mix, spray and store in one system
- High finish quality due to material flow and transfer optimization
- Fastest and the easiest paint delivery system to use due to minimal components
- Compatible with conventional and water-based paint systems
- Works with most spray gun models
- Highly robust system

SprayPal and SprayPal+ Adapters



PART NUMBER	ADAPTER TYPE	SPRAY GUN BRAND	MODELS	QUANTITY
POL770001	M18 Female Thread, 1.5 mm	Sagola	4500 Xtreme	1
POL770002	M12 Male Thread, 1.5 mm	Sagola	3300 Pro	1
POL770003	3/8 Male, 19 Thread (BSP)	DeVilbiss	GTi Pro, GTi Pro Lite, PRi HVLP Primer	1
POL770004	7/16 Male, 14 Thread UNC	DeVilbiss	SRI, SRI Pro Lite Micro	1
POL770005	M16 Female Thread, 1.5 mm	Iwata	400, W400-184G	1
POL770006	Trapezoidal Thread (TR20x4)	Sata	Jet 3000/4000 QCC, Mini Jet 4400 B RP Jet 5000 B RP/100 B F RP	1
POL770007	M16 Male Thread, 1.5 mm	Sata	2000 (Jet B)	1
POL770008	1/4 Male (Modified), 19 Thread (BSP)	Iwata	WS400-1301, LS400-1305	1
POL770010	M10, Male Thread, 1.0mm	Sata	Mini Jet	1
POL770011	M12 Male Thread, 1.5 mm	Sagola	Mini Xtreme	1
POL770013	Trapezoidal Thread (TR15x4)	Sata	Mini Jet 3000	1

SprayPal+

SprayPal+ is the new and improved next generation in paint delivery systems which includes the following innovations over SprayPal:

- Larger filtration area
- Improved material flow and transfer optimization
- Vertically stackable with flat lid
- Available in four sizes: 300ml, 500ml, 750ml and 1000ml



System



300ml
Spot Repairs

PART NUMBER	DESCRIPTION	PACKAGE QUANTITY
POL730000	Polimar SprayPal+ 300ml without filter	50 Cups 50 Lids 20 Caps
POL730130	Polimar SprayPal+ 300ml with 130 μ filter	
POL730190	Polimar SprayPal+ 300ml with 190 μ filter	
POL730001	Polimar SprayPal+ 300ml Flat Lid	100/Box



500ml
Small Repairs

PART NUMBER	DESCRIPTION	PACKAGE QUANTITY
POL750000	Polimar SprayPal+ 500ml without filter	50 Cups 50 Lids 20 Caps
POL750130	Polimar SprayPal+ 500ml with 130 μ filter	
POL750190	Polimar SprayPal+ 500ml with 190 μ filter	
POL750001	Polimar SprayPal+ 500ml Flat Lid	100/Box



750ml
Medium Repairs

PART NUMBER	DESCRIPTION	PACKAGE QUANTITY
POL775000	Polimar SprayPal+ 750ml without filter	50 Cups 50 Lids 20 Caps
POL775130	Polimar SprayPal+ 750ml with 130 μ filter	
POL775190	Polimar SprayPal+ 750ml with 190 μ filter	
POL775001	Polimar SprayPal+ 750ml Flat Lid	100/Box



1000ml
Large Repairs

PART NUMBER	DESCRIPTION	PACKAGE QUANTITY
POL700000	Polimar SprayPal+ 1000ml without filter	50 Cups 50 Lids 20 Caps
POL700130	Polimar SprayPal+ 1000ml with 130 μ filter	
POL700190	Polimar SprayPal+ 1000ml with 190 μ filter	
POL700001	Polimar SprayPal+ 1000ml Flat Lid	100/Box

SprayPal+ Flat Lid

SprayPal+ Flat Lids provide a quick and convenient option for the storage of paint in SprayPal. Additionally, the lids enable the cups to be vertically stackable, thereby reducing storage space.



User Guide

1



ATTACH

Fasten the adapter to the gun using a spanner.

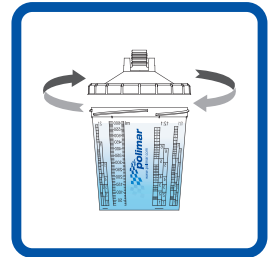
2



MIX

Mix the material in Spraypal Plus.

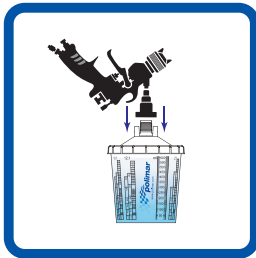
3



CLOSE

Close the lid firmly ensuring it is properly engaged with the cup.

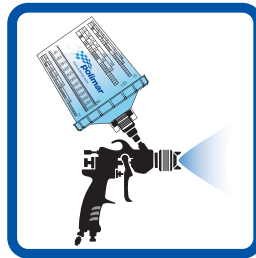
4



CONNECT

Push the spraygun down straight onto the spout.

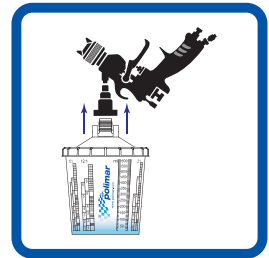
5



SPRAY

Pull the trigger of the gun to begin spraying.

6



DISCONNECT

Pull the spraygun straight from the spout.

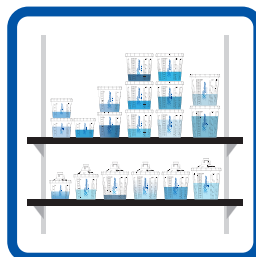
7



SEAL

Push the cap on the spout until you feel a click.

8



STORE

Store the remaining paint for future use.



www.polimar.com